

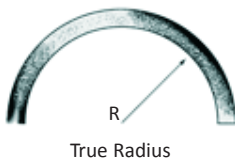
Non Standard Requirements.

Information



To accommodate unusual curves or angles, roofs which intersect at different levels or any other feature of an installation not covered by the standard ranges. Alutec offer a range of non-standard options which can be tailored to individual projects. A range of the most common non-standard items are detailed below. However other items may be possible. For further advice contact the technical hotline on (01234) 344108.

True radiused gutters



True radiused gutters can be sand cast to simulate all profiles in the Alutec range. Sand casting involves making a wooden pattern of the gutter profile to the given radius, from which the sand moulds can be costly for small quantities.

Due to building and foundry tolerances, it is recommended that radiused gutters are made in approximately 1m lengths.

Segmented radiused gutters



Achieved by internally welding together segments of machine mitred gutter to achieve a given radius. Dependent on the radius, the more segments introduced the better the appearance.

This method is less expensive than sand casting and in general the segmentation is not noticeable on two storey buildings and above.

Site dimensions



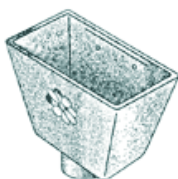
As theoretical radius dimensions are often subject to extreme building tolerances we recommend that a ridged 1m long radiused template be cut or marked on site. The template should be offered up to the fascia at 1m intervals to check the fascia has been constructed to a uniform radius. The template should be sent to Alutec Technical Services department for use as a master template.

Flush joint pipes



Internal spigot jointed, flush jointed pipes are available in 63, 76, 102 and 150mm diameters and 62 x 62mm, 72 x 72mm, 102 x 76mm or 102 x 102mm square rectangular pipes together with required fittings and support brackets.

Bespoke Hoppers



Individually designed hoppers can be fabricated from sheet aluminium and a variety of decorative cast motifs and embellishments can be added to enhance the appearance, if required.

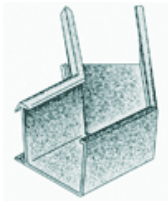
Specification for Roof Drainage Design continued/...

Rise and fall gutter angles



Any reasonable degree of angle can be fabricated. However, care must be taken in establishing accurate site dimensions and degrees of angle. Experience has proved that theoretical geometry may not be accurate, hence each angle should be site checked and location referenced.

Special adaptors



Adaptors between differing sizes and profiles of gutters, rainwater pipes or drain connections can be fabricated to customer requirements, subject to design criteria. Accurate dimensional details are required.

Special gutter outlets



Standard gutter outlets can be modified to customer requirements subject to design criteria. However it should be noted that this may be detrimental to the flow performance of that outlet.

Gutter/fascia/soffit assemblies



Non standard gutter profiles made from sheet aluminium are available to order. Fascia and soffit systems are made to a standard design concept which can be adapted to suit most applications. Customer designed systems will also be considered subject to design criteria.

Special pipe and gutter brackets



Special support brackets for use in conjunction with standard or bespoke products are available to order subject to design criteria.

Lightning conductor links



If gutter are to be bonded to a lightning conductor system, a positive electrical continuity bridge across all gutter joints will be necessary. Gutter sealant acts as an insulator between joint union and gutter, hence electrical continuity through the gutter system cannot be guaranteed. A universal electrical continuity link assembly conforming to BS 6651:1985 is available as standard, SC401.

To determine if lightning links are required, it is recommended you consult with a specialist Lightning Protection Consultant or Installer.